

Description

Fringe test in the standard GMVA PFB setup. The main goal is to demonstrate fringes with PV after repair of the DBBC2 system and lack of fringes in the c162a session.

Participating stations:

station	prc	log	comment
On	b163aon.prc	b163aon.log	ON had to leave the session after scan9
Pv	b163apv_scans7-9.prc b163apv_scans10-11.prc	b163apv.log	Joined observations at around UT 11:40 (30s into scan no0007) after weather has cleared up. Error in procedure (shifted flexmode by one channel) was fixed at UT 12:07 (scans 10 and 11).
Mh	b163amh.prc		
Ys	b163ays.prc	b163ays.log	Bad weather.

Setup

Schedule: <ftp://ftp.mpifr-bonn.mpg.de/outgoing/p459kri/3mmdec16/b163a.vex>

vex file was split into b163aPart1.vex (scans 7-9) and b163aPart2.vex (scans 10-11). The FREQ section of b163aPart1.vex was adapted to take care of the wrong flexmode channel selection for PV. Note that for Part1 the last channel contains nonsense for Pv.

Results



Fringes were found between all four participating stations

Baseline

RR

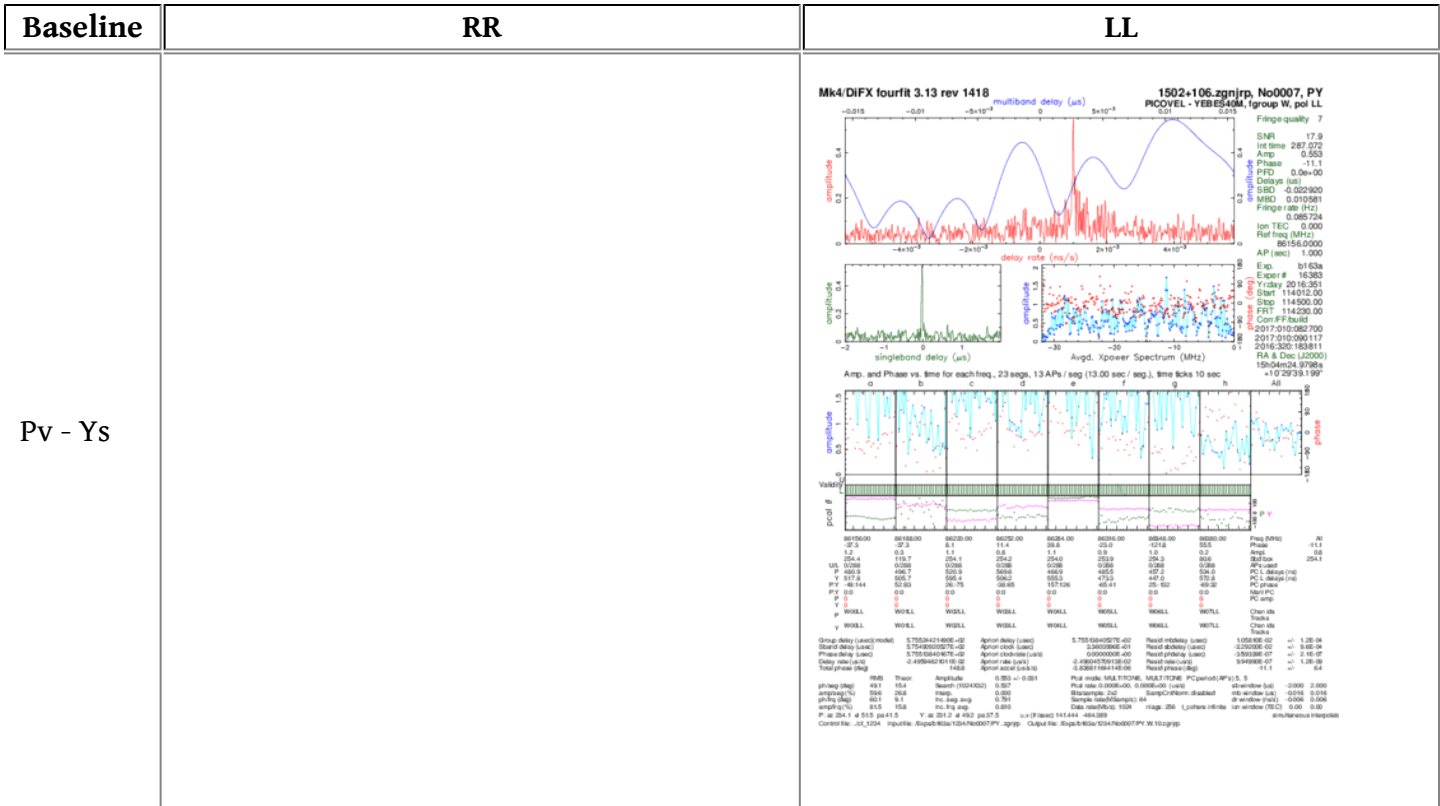
LL

On - P_v



P_v - M_h





Notes

1. Pv shows low amplitude and very broad delay rate peak in channel b. This was possibly due to the synthesizer of the line injection system accidentally being switched on during the observations. Prior to the test observations a strong line had been injected into the beam to measure the phase stability and verify the receiver tuning. Should be verified during the next fringe test.